

# Alchimia

The faithful reproduction of one of the most sophisticated French marbles. Alchimia enriches and defines every space with his delicate charm.






Light Grey 60x120 cm Matt




# Alchimia


## Size



80x160 cm Vitrified - Polished rect. - Matt rect.  
± 9,5 mm




60x120 cm Vitrified - Polished rect. - Matt rect. - Natural R10  
± 9,5 mm



60x60 cm Vitrified - Polished rect. - Matt rect. - Natural R10  
± 8,25 mm

## White



80x160 cm Vitrified - Polished rect.  
± 9,5 mm



80x160 cm Vitrified - Matt rect.  
± 9,5 mm

## Light Grey



80x160 cm Vitrified - Polished rect.  
± 9,5 mm



80x160 cm Vitrified - Matt rect.  
± 9,5 mm

## Dark Grey



80x160 cm Vitrified - Polished rect.  
± 9,5 mm



80x160 cm Vitrified - Matt rect.  
± 9,5 mm

SHADE VARIATION



V3

WATER ABSORPTION



≤ 0,5 %

BREAKING STRENGTH (IS) ISO 10545-4



≥ 1300 N

CHEMICAL RESISTANCE ISO 10545-13



GLA GHA (Resistant)

FROST RESISTANCE ISO 10545-12



Resistant

STAIN RESISTANCE ISO 10545-14



Class 5 (Resistant)

# Technical Data

## Packaging

### ALCHIMIA

Sizes	Box			Europallet		
	pcs.	mq	kg	box	mq	kg
80x160 cm Polished - Matt	2	2,56	56,00	22	56,32	1292,00
60x120 cm Polished - Matt - Natural R10	2	1,44	30,5	34	48,96	1065,00
60x60 cm Polished - Matt - Natural R10	4	1,44	27,5	36	51,84	1010,00

### BOREALIS

Sizes	Box			Europallet		
	pcs.	mq	kg	box	mq	kg
20x120 cm Natural	6	1,40	32,00	24	33,60	800,00

### CALACATTA

Sizes	Box			Europallet		
	pcs.	mq	kg	box	mq	kg
60x120 cm Polished - Satin	2	1,44	30,5	34	48,96	1065,00
60x60 cm Polished - Satin	4	1,44	27,5	36	51,84	1010,00

### CLASSIC

Sizes	Box			Europallet		
	pcs.	mq	kg	box	mq	kg
20x120 cm Natural	6	1,40	32,00	24	33,60	800,00

### CONCRETE TEXTURE

Sizes	Box			Europallet		
	pcs.	mq	kg	box	mq	kg
60x120 cm Satin	2	1,44	30,5	34	48,96	1065,00
60x60 cm Satin	4	1,44	27,5	36	51,84	1010,00

### CONTEMPORARY

Sizes	Box			Europallet		
	pcs.	mq	kg	box	mq	kg
20x120 cm Natural	6	1,40	32,00	24	33,60	800,00

### EPIC STONE

Sizes	Box			Europallet		
	pcs.	mq	kg	box	mq	kg
60x120 cm Matt	2	1,44	30,5	34	48,96	1065,00
60x60 cm Matt	4	1,44	27,5	36	51,84	1010,00

# Packaging

## INDUSTRIAL CEM

Sizes	Box			Europallet		
	pcs.	m <sup>2</sup>	kg	box	m <sup>2</sup>	kg
60x120 cm Matt	2	1,44	30,5	34	48,96	1065,00
60x60 cm Matt	4	1,44	27,5	36	51,84	1010,00

## LUXURY

Sizes	Box			Europallet		
	pcs.	m <sup>2</sup>	kg	box	m <sup>2</sup>	kg
60x120 cm Polished - Satin	2	1,44	30,5	34	48,96	1065,00
60x60 cm Polished - Satin	4	1,44	27,5	36	51,84	1010,00

## MARBLE STONE

Sizes	Box			Europallet		
	pcs.	m <sup>2</sup>	kg	box	m <sup>2</sup>	kg
60x120 cm Polished - Matt	2	1,44	30,5	34	48,96	1065,00
60x60 cm Polished - Matt	4	1,44	27,5	36	51,84	1010,00

## MARFIL

Sizes	Box			Europallet		
	pcs.	m <sup>2</sup>	kg	box	m <sup>2</sup>	kg
60x120 cm Polished - Satin	2	1,44	30,5	34	48,96	1065,00
60x60 cm Polished - Satin	4	1,44	27,5	36	51,84	1010,00

## MAXI

Sizes	Box			Europallet		
	pcs.	m <sup>2</sup>	kg	box	m <sup>2</sup>	kg
80x160 cm Polished	2	2,56	56,00	22	56,32	1292,00

## MILLENNIUM

Sizes	Box			Europallet		
	pcs.	m <sup>2</sup>	kg	box	m <sup>2</sup>	kg
80x160 cm Polished - Satin	2	2,56	56,00	22	56,32	1292,00
60x120 cm Polished - Satin	2	1,44	30,5	34	48,96	1065,00
60x60 cm Polished - Satin	4	1,44	27,5	36	51,84	1010,00

## ONYX

Sizes	Box			Europallet		
	pcs.	m <sup>2</sup>	kg	box	m <sup>2</sup>	kg
60x120 cm Polished - Satin	2	1,44	30,5	34	48,96	1065,00
60x60 cm Polished - Satin	4	1,44	27,5	36	51,84	1010,00

## PIASENTINA

Sizes	Box			Europallet		
	pcs.	m <sup>2</sup>	kg	box	m <sup>2</sup>	kg
60x120 cm Polished - Matt	2	1,44	30,5	34	48,96	1065,00
60x60 cm Polished - Matt	4	1,44	27,5	36	51,84	1010,00

## PRECIOUS STONE

Sizes	Box			Europallet		
	pcs.	m <sup>2</sup>	kg	box	m <sup>2</sup>	kg
60x120 cm Polished - Matt	2	1,44	30,5	34	48,96	1065,00
60x60 cm Polished - Matt	4	1,44	27,5	36	51,84	1010,00

## STATUARIO

Sizes	Box			Europallet		
	pcs.	m <sup>2</sup>	kg	box	m <sup>2</sup>	kg
60x120 cm Polished - Satin	2	1,44	30,5	34	48,96	1065,00
60x60 cm Polished - Satin	4	1,44	27,5	36	51,84	1010,00


## STONE BEAUTY

Sizes	Box			Europallet		
	pcs.	m <sup>2</sup>	kg	box	m <sup>2</sup>	kg
60x120 cm Polished - Satin	2	1,44	30,5	34	48,96	1065,00
60x60 cm Polished - Satin	4	1,44	27,5	36	51,84	1010,00

## TRACKS


Sizes	Box			Europallet		
	pcs.	m <sup>2</sup>	kg	box	m <sup>2</sup>	kg
60x120 cm Satin	2	1,44	30,5	34	48,96	1065,00
60x60 cm Satin	4	1,44	27,5	36	51,84	1010,00

# Packaging Universe

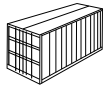
	Sizes in mm	Pcs per Box	Sqm per Box	Weight per Box
	1200x2400 mm Polished	1	2,88 sqm	62 kg

METAL TRESTLES  
2430X530X1480 mm



	Sizes in mm	Max capacity	Empty wooden trestle	1 full trestle weight	1 full trestle sqm
	1200x2400 mm Polished	28 Boxes	94 kg	1830 kg	80,64 sqm

20 FEET CONTAINER\*

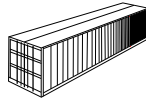


	Sizes in mm
	1200x2400 mm Polished

	UNITS	SQM	WEIGHT
Trestles	8	645,12 sqm	14640 kg
FULL CONTAINER		645,12 sqm	14640 kg**


\*ONLY FULL CONTAINER LOAD  
\*\* CHECK THE PERMITTED WEIGHT ON THE CONTAINER

40 FEET CONTAINER\*



	Sizes in mm
	1200x2400 mm Polished

	UNITS	SQM	WEIGHT
Trestles	15	1209,6 sqm	27450 kg
FULL CONTAINER		1209,6 sqm	27450 kg**

	Sizes in mm	Pcs per Box	Sqm per Box	Weight per Box
	1200x1200 mm Polished	2	2,88 sqm	62 kg


WOODEN HORIZONTAL PALLET  
1330X1330X730 mm



	Sizes in mm	Max capacity	Empty wooden Pallet	1 full Pallet weight	1 full Pallet sqm
	1200x1200 mm Polished	22 Boxes	85 kg	1449 kg	63,36 sqm


WOODEN VERTICAL PALLET  
1220X760X1340 mm



	Sizes in mm	Max capacity	Empty wooden Pallet	1 full Pallet weight	1 full Pallet sqm
	1200x1200 mm Polished	28 Boxes	45 kg	1781 kg	80,64 sqm

20 FEET CONTAINER\*



	Sizes in mm
	1200x1200 mm Polished

	UNITS	SQM	WEIGHT
Horizontal	12	760,32 sqm	17388 kg
Vertical	4	322,56 sqm	7124 kg
FULL CONTAINER		1082,88 sqm	24512 kg**

\*ONLY FULL CONTAINER LOAD  
\*\* CHECK THE PERMITTED WEIGHT ON THE CONTAINER



# Cleaning

## "AFTER-INSTALLATION" CLEANING

- "After-installation" cleaning is compulsory, both for glazed and non-glazed tiles.
  - An after-installation cleaning carried out not accurately, or not carried out at all, often results in halos preventing the floor to be kept clean despite of a careful daily cleaning.
  - To ensure an optimal cleaning, the use of a single brush with suitable disks (green for structured/anti-slip surfaces, red for the others) is recommended.
- 4. CEMENTITIOUS GROUTS MIXED WITH WATER**  
To ensure an optimal cleaning, the use of a single brush with suitable disks (green for structured/anti-slip surfaces, red for the others) is recommended.

Residue to be removed	Cementitious grouts, slurry, cement, lime			
Detergent type	Acid-based			
Detergent name	KERANET	CEMENT REMOVER	DETERDEK	LITOCLEAN PLUS
Manufacturer	MAPEI	FABERCHIMICA	FILA	LITOKOL

For the use, follow the specific instructions by the manufacturers.

After performing the washing described above, it is necessary to wash with a basic or alkaline product, namely a degreasing detergent (see point 5 of table). Acid washing can leave greasy marks on the floor, which tend to withhold dirt.

NOTE: for cementitious grouts with additives (latexes, resins, etc.), remove immediately with sponge and plenty of water. Then, treat the floor according to the instructions in points 3 and 4.  
Always make preventive tests before the use (on a tile not laid yet), above all on lapped or polished products.  
Do not carry out the "after-installation" cleaning if the tile temperature is high; in summer, clean during the fresher hours of the day.

## 5. EPOXY GROUTS

The removal must be carried out immediately and carefully with sponge and plenty of water, as these grouts harden very fast, even in a few minutes. The following day carry out a thorough cleaning with alkaline detergents; a few of them are indicated in the table below.

Operation	Thorough cleaning			
Detergent type	Alkali-based			
Detergent name	WAX REMOVER	PS 87	CIF Degreaser with bicarbonate	LITONET
Manufacturer	FABERCHIMICA	FILA	UNILEVER ITALIA	LITOKOL

For the use, follow the specific instructions by the manufacturers.

# Cleaning

## 6. ANTI-SLIP SURFACES

Due to their special features, rough or structured anti-slip surfaces are harder to clean. After the grouting, it is important to remove the excesses in a short time and by frequent washing with sponge and water, till the floor is perfectly clean. Then, carry out an acid washing using a single brush with green disks.

## DAILY CLEANING

Carry out the daily/routine cleaning with neutral detergents or degreasers, diluted in warm water, following the procedures indicated on the packages. The following products, which can be easily found on the market, are recommended.

Operation	Daily cleaning				
Detergent type	Neutral or degreaser				
Detergent name	GLASSEX degreaser	SMAC ULTRA degreaser	CIF Degreaser with bicarbonate	FLOOR CLEANER	FILA CLEANER
Manufacturer	RECKITT BENCKISER	BOLTON MANITOBA	UNILEVER ITALIA	FABERCHIMICA	FILA

## EXTRAORDINARY CLEANING

It is carried out to remove very old or resistant stains or residues. The table below indicates detergents suitable for the stain type.

Residue to be removed	Coffee, coke, fruit juices, waxes, greases, etc...		Wine	Calcareous deposits	Rust	Inks, felt pens	Tyres, rubber marks, suckers, metal or pencil marks					
Detergent type	Neutral or degreaser		Oxidizing	Acid-based	Acid-based	Thinner-based	Abrasive paste					
Detergent name	Coloured Stain Remover	PS 87	CIF Degreaser with bicarbonate	OXIDANT	VIAKAL	Diluted hydrochloric acid	Nitro thinner, trichloroethylene, turpentine	Coloured Stain Remover	VIM CLOREX	POLISHING CREAM	DETERGUM	Eraser (for pencil marks only)
Manufacturer	RECKITT BENCKISER	FILA	UNILEVER ITALIA	FABERCHIMICA	PROCTER & GAMBLE	Several manufacturers	Several manufacturers	FABERCHIMICA	GUABER	FABERCHIMICA	ZEP ITALIA	-

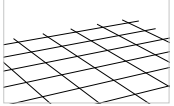
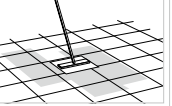


IMPORTANT: always make preventive tests before the use (on a tile not laid yet), above all on lapped or polished products.



# Cleaning

## REMOVAL OF WAXES OR POLISHING COATS

Do NOT use waxes on floor and wall tiles.

			
New floor that has been cleaned after installation in accordance to the instructions provided on the previous pages.	Detergents for routine cleaning that contain wax tend to deposit on the floor and create glossy films.	Simple substances (Coca Cola, wine, water, etc.) will remove this glossy film and give the floor its initial matt appearance.	To remove the glossy film, use a suitable detergent (undiluted Tile Cleaner by Faber). Daily cleaning should be performed using a detergent that does not contain wax.

Often, the standard detergents available on the market contain waxes or polishing additives that, washing after washing, deposit glossy coats on the floor causing halos and problems. This kind of coats can be deposited even by some grouts for joints. Simple agents such as coke, wine, water, etc... falling on the floor remove this glossy coat and restore the original duller look of the tiles. Amid a glossier floor, the areas without wax look like dull halos: instead, they are the only clean floor areas. In these cases, first of all the whole floor must be dewaxed, following the indications of the table below. Then, use the detergents of the table besides for the routine cleaning.

Residue to be removed	Glossy coats left by detergents	
Detergent type	Acid-based	
Detergent name	VIAKAL*	Pure TILE CLEANER *
Manufacturer	PROCTER & GAMBLE	FABERCHIMICA

(\* ) Do not follow the indications on the package, rather apply the pure detergent, leave it for 15-30 minutes, rub with soft or lightly abrasive pads (white, yellow, red), then rinse thoroughly with water.

## USEFUL REFERENCES

MAPEI Spa, via Cafiero 22, 20158 Milano – ITALY - Tel. +39 02/37673 – [www.mapei.it](http://www.mapei.it)

FABERCHIMICA Srl, via G. Ceresani 10 – località Campo d'Olmo 60044 Fabriano (AN) – ITALY - Tel. +39 0732/627178  
[www.faberchimica.com](http://www.faberchimica.com)

FILA Industria Chimica Spa, via Garibaldi 32, 35018 S. Martino dei Lupari (PD) - ITALY - Tel. +39 049/9467300 – [www.filachim.it](http://www.filachim.it)

ZEP Italia Srl, via Nettunese Km 25,000 – 04011 Aprilia (LT) – ITALY - Tel. +39 06/926691 – [www.zepitalia.it](http://www.zepitalia.it)