



**RAK**  
ceramics

## Tile Collection 2012

**TILE  
SPACE**

Distributed by Tile Space, stocked products are featured on our website, all other products are available on indent.

# Company profile

RAK Ceramics is one of the world's leading manufacturers of high quality ceramic and porcelain tiles, sanitaryware and fireclay kitchen sinks. The company can be considered unique in its ability to create excellent quality products to the very latest fashion designs using the most advanced technical processes available worldwide.

The main headquarters and manufacturing plant for RAK Ceramics is situated in Ras-Al-Khaimah in the Arab Emirates. Established in 1991, the company has grown at an astonishing rate, now occupying an ever-expanding site in excess of 2 million m<sup>2</sup> and producing 3.5 million pieces of sanitaryware per annum.

RAK Ceramics exports to 135 countries worldwide and has other manufacturing plants in China, Bangladesh, India and Sudan to satisfy the demands of these local markets, with global production of tiles over 325,000 m<sup>2</sup> per day.

The company operates an accredited quality management system that serves as a framework for managing its operations, including continuous compliance, for its manufacturing and products, with ISO9001:2000.

## Tile information

Whether you need wall or floor tiles, for indoor or outdoor use, we offer an extensive range of ceramic and porcelain tiles in various finishes, colours and sizes, complemented with decorative elements such as mosaics, dados and skirtings. Our premium quality products are extensively specified in leading projects throughout the world.

Ceramic tiles are a mixture of clays that are pressed into shape and fired at high temperatures. The colour of the body of the ceramic tile will depend on whether a red or white clay has been used, but this does not affect the quality of the tile.

Porcelain tiles are composed of fine porcelain clays and are fired at much higher temperatures than ceramic tiles. This makes them denser and more durable, as well as being less prone to moisture and stain absorption. Most porcelain tiles are suitable for indoor or outdoor use.

Full body porcelain tiles carry the colour and pattern throughout the entire thickness of the tile which means they do not show the effects of heavy traffic and are therefore suitable for almost any application, from residential to the heaviest commercial traffic or industrial applications.

With glazed porcelain tiles a liquid glass is applied to the body of the tile and fired at high temperatures. The glazing becomes hard and non-porous, resulting in a finish that is stain, scratch and slip resistant, easy to clean and won't fade with prolonged exposure to light.

A rectified tile means that all its sides have been mechanically finished (usually with precision saws and grinders) to achieve more consistent dimensions. This means the tile has less tolerance in size variations than normal porcelain tiles. Some of our ranges that are available as rectified tiles include: Lounge, Earth Stone and Oxodium.

With all tiles (whether ceramic or porcelain), a certain degree of shade and size variation is inherent after they have been fired, thus we recommend that sufficient tiles are ordered from the same batch to provide as much consistency as possible.

If you would like more information about any of our tile ranges, please contact us.

# Contents

PORCELAIN		CERAMIC	
PARADOX	2	DOLOMITE	18
LOUNGE	4	ROMA	20
LOUNGE LISTELLO'S	6	ILLUSION	21
LOUNGE MOSAICS	6	WHITE	22
LOUNGE SLABS	9	CRYSTAL	23
NEW FORUM	12	NANO PIX MARBLE – NEW DIANO	24
OXODIUM	13	NANO PIX MARBLE – BIANCA VENA	25
ORION - WHITE SMOKE	14	CAPRICORN NOVELDA	26
SLATE	15	CAPRICORN TRAVERTINO	27
EARTH STONE	16	SPACE	28
		PREMIUM	30
		STONEART TRAVERTINE	31
		TIP TOP 10x10	32
		LOTUS 10x10	33
		CLASSIC 10x30	34
		CARE AND CLEANING	36
		TECHNICAL SPECIFICATIONS	38
		WEIGHTS AND QUANTITIES	39

# PARADOX Porcelain Metallic Wall and Floor Tiles

## WALL & FLOOR – SEMI-POLISHED



Grey



Orange

Tile - Wall & Floor Size (cm)	Finish	Code
Paradox Grey 29.5x59.5	Semi-polished, Metallic	9PARADOX-GY
Paradox Orange 29.5x59.5	Semi-polished, Metallic	9PARADOX-OR

Mosaic			
- Wall and Floor	Size (cm)	Finish	Code
Paradox Grey	30x30	Semi-polished, Metallic	7PARADOX-MOS-GY
Paradox Orange	30x30	Semi-polished, Metallic	7PARADOX-MOS-OR

Specification	
Material	Porcelain
Application	Wall and Floor; Internal and external use
Finish	Semi-polished, Rectified
Floor slip resistance	>60 (dry) >25 (wet)

## MOSAIC – SEMI-POLISHED



Grey



Orange


# PARADOX

Porcelain Metallic Wall and Floor Tiles



Paradox Grey, 29.5x59.5cm

SIZES AVAILABLE (CM)



# LOUNGE Porcelain Wall and Floor Tiles

## WALL & FLOOR – POLISHED & UNPOLISHED



Ivory



Ivory



Beige



Beige



Light Grey



Light Grey



Dark Grey




Dark Grey




Brown



Brown



Black



Black

Tile	Size (cm)	Finish	Code
Wall and Floor			
Lounge Ivory	30x60	Polished	9GPD-52
	30x60	Unpolished	9GPD-52UP
	60x60	Polished	6GPD-52
	60x60	Unpolished	6GPD-52UP
Lounge Beige	30x60	Polished	9GPD-53
	30x60	Unpolished	9GPD-53UP
	60x60	Polished	6GPD-53
	60x60	Unpolished	6GPD-53UP
Lounge Light Grey	30x60	Polished	9GPD-59
	30x60	Unpolished	9GPD-59UP
	60x60	Polished	6GPD-59
	60x60	Unpolished	6GPD-59UP
Lounge Dark Grey	30x60	Polished	9GPD-56
	30x60	Unpolished	9GPD-56UP
	60x60	Polished	6GPD-56
	60x60	Unpolished	6GPD-56UP
Lounge Brown	30x60	Polished	9GPD-94
	30x60	Unpolished	9GPD-94UP
	60x60	Polished	6GPD-94
	60x60	Unpolished	6GPD-94UP
Lounge Black	30x60	Polished	9GPD-57
	30x60	Unpolished	9GPD-57UP
	60x60	Polished	6GPD-57
	60x60	Unpolished	6GPD-57UP

Specification	
Material	Porcelain
Application	Wall and Floor; Internal and external use
Finish	Polished and Unpolished, Rectified
Floor slip resistance	All sizes Polished >50 (dry) <25 (wet)
	All sizes Unpolished >50 (dry) >25 (wet)

Special Order Only
All colours are available in sizes 49.4 x 99cm and 99 x 99cm at 6-8 weeks delivery.

**LOUNGE SLABS**  
 In addition to the tile sizes shown, this product is also in 20mm thickness.  
 Sizes: 1795 x 1195cm and 1795 x 595cm.  
 Please see pages 9-11 for information.  
**Please note: Polished Only.**  
 Colours: Ivory, Beige, Dark Grey and Black.

# LOUNGE Porcelain Wall and Floor Tiles



Lounge Light Grey, 30x60cm on walls.

SIZES AVAILABLE (CM)

60	60
30	60

# LOUNGE LISTELLO'S

Porcelain Wall Décors with Chrome Glass Insets

WALL ONLY – POLISHED



ARM2955 Black Polished



ARM2956 Beige Polished



ARM2963 Ivory Polished



ARM2962 Dark Grey Polished



ARM2958 Black Polished



ARM2959 Dark Grey Polished

Tile Wall	Size (cm)	Finish	Code
Lounge Black Listello	30x4.8	Polished	ARM2955
Lounge Beige Listello	30x4.8	Polished	ARM2956
Lounge Black Listello	30x4.9	Polished	ARM2957
Lounge Dark Grey Listello	30x4.9	Polished	ARM2958
Lounge Light Grey Listello	30x4.9	Polished	ARM2959
Lounge Dark Grey Listello	30x2.3	Polished	ARM2962
Lounge Ivory Listello	30x2.3	Polished	ARM2963

Specification	
Material	Porcelain
Application	Wall; Internal use
Finish	Polished



# LOUNGE LISTELLO'S

Porcelain Wall Décors with Chrome Glass Insets



Lounge Dark Grey and Light Grey, 30x60cm with Black Listello, 30x4.9cm

## SIZES AVAILABLE (CM)

30x2.3


30x4.9

# LOUNGE Porcelain Wall and Floor Mosaics




Floor: Lounge Beige, 60x60cm

## MOSAIC – POLISHED & UNPOLISHED




Ivory




Beige



Light Grey




Dark Grey




Brown



Black



Mixed



Mosaic Wall and Floor	Size (cm)	Finish	Code
Lounge Ivory Mosaic	30x30	Polished	7GPD52-MOS
	30x30	Unpolished	7GPD52UP-MOS
Lounge Beige Mosaic	30x30	Polished	7GPD53-MOS
	30x30	Unpolished	7GPD53UP-MOS
Lounge Light Grey Mosaic	30x30	Polished	7GPD59-MOS
	30x30	Unpolished	7GPD59UP-MOS
Lounge Dark Grey Mosaic	30x30	Polished	7GPD56-MOS
	30x30	Unpolished	7GPD56UP-MOS
Lounge Brown Mosaic	30x30	Polished	7GPD94-MOS
	30x30	Unpolished	7GPD94UP-MOS
Lounge Black Mosaic	30x30	Polished	7GPD57-MOS
	30x30	Unpolished	7GPD57UP-MOS
Lounge Mixed Mosaic	30x30	Polished	7GPD-MOS
	30x30	Unpolished	7GPD-MOS-UP

SIZES AVAILABLE (CM)

# LOUNGE SLABS Polished Only

Cut and polished to your personal needs to form a step, surround a bath, cover a boxing or windowboard. Worktops for kitchens, vanity units, reception desks and bars.

## PERFORMANCE FEATURES

- 20mm thick, maximum size from a full sheet  
**1795mm x 1195mm**
- Almost impervious to liquid absorption at 0.05%
- Virtually stain proof
- Almost impossible to scratch
- No thermal shock as porcelain is already fired at 1200 degrees
- Less expensive than marble, granite or quartz



Ivory



Beige



Grey



Black

Tile	Size (cm)	Finish	Code
Wall and Floor			
Lounge Ivory Slab	120x180	Polished	GPSLD-52
Lounge Beige Slab	120x180	Polished	GPSLD-53
Lounge Dark Grey Slab	120x180	Polished	GPSLD-56
Lounge Black Slab	120x180	Polished	GPSLD-57

Specification	
Material	Porcelain
Application	Internal Floor and Wall; External Wall
Finish	Polished
Floor Slip Resistance	≥50 (dry), ≤ 24 (wet)

SIZES AVAILABLE (CM)

11.95
17.95

# LOUNGE SLABS

Porcelain Slabs for Contract and Commercial Use



Large format Lounge Polished Slabs in Black, Grey and Beige were specified for the Streamlight Tower in London's Docklands. The project is the UK's biggest large-format ceramic cladding installation.



# LOUNGE SLABS

Porcelain Slabs for Contract and Commercial Use



Lounge Dark Grey Polished Slab used on counter tops and splash backs installed at the Radisson Edwardian Hotel, Mercer Street, London.

Lounge Beige Polished slab used on the stairs and Unpolished Lounge Beige tiles on the floors at the O2 Arena, Greenwich Peninsula, London.



# NEW FORUM Porcelain Wall and Floor Tiles



New Forum Beige, 30x60cm and Beige Semi, Cut 40x40cm

## WALL & FLOOR – MATT



Beige

Tile - Wall & Floor	Size (cm)	Finish	Code
New Forum Beige	30x60	Matt	9GPFORUM-BE

Semi Cut - Wall & Floor	Size (cm)	Finish	Code
New Forum Beige Semi Cut	40x40	Matt	7GPFORUM-BE

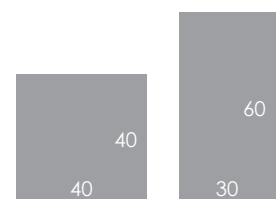
Specification	
Material	Porcelain
Application	Wall and Floor; Internal and external use
Finish	Matt, Rectified
Floor slip resistance	>60 (dry) >25 (wet)

## SEMI CUT – MATT



Beige

SIZES AVAILABLE (CM)



# OXODIUM Porcelain Metallic Appearance Wall and Floor Tiles




Oxodium Orange, 30x60 cm

## WALL & FLOOR – SEMI-POLISHED



Orange

## MOSAIC – SEMI-POLISHED



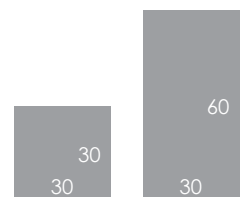
Orange

Tile - Wall & Floor	Size (cm)	Finish	Code
Oxodium Orange	30x60	Semi-polished, 9GPOXODIUM-ORNG Metallic	

Mosaic Wall & Floor	Size (cm)	Finish	Code
Oxodium Orange	30x30	Semi-polished, 7GPOXODIUM-MOS-OR Metallic	

Specification	
Material	Porcelain
Application	Wall and Floor; Internal and external use
Finish	Semi-polished, Metallic, Rectified
Floor slip resistance	>60 (dry) >25 (wet)

## SIZES AVAILABLE (CM)



# ORION - WHITE SMOKE Porcelain Floor Tiles



White Smoke, 59.5 x 59.5cm on wall and floor


## WALL & FLOOR – POLISHED



Tile	Size (cm)	Finish	Code
Orion - White Smoke	59.5x59.5	Polished	6GPJ-BI-WH(P)

Specification	
Material	Porcelain
Application	Internal Floor and Wall; External Wall
Finish	Polished
Floor Slip Resistance	≥50 (dry), ≤ 24 (wet)

SIZES AVAILABLE (CM)





# SLATE

Porcelain Wall and Floor Tiles



Floor: Slate White, 30x60cm; Walls: Slate Black, 30x60cm

## WALL & FLOOR – MATT




White



Black

## MOSAIC – MATT



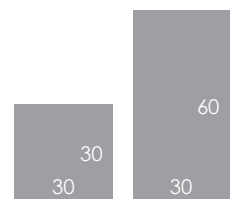
Black

Tile - Wall & Floor	Size (cm)	Finish	Code
Slate White	30x60	Matt	9GPPSLT2
Slate Black	30x60	Matt	9GPPSLT1

Mosaic - Wall and Floor	Size (cm)	Finish	Code
Slate 3x3 Black Mosaic	30x30	Matt	7GPPSLT1M

Specification	
Material	Porcelain
Application	Wall and Floor; Internal and external use
Finish	Matt, Rectified
Floor slip resistance	>60 (dry) >40 (wet)

SIZES AVAILABLE (CM)



# EARTH STONE Porcelain Wall and Floor Tiles

## WALL & FLOOR – MATT



Talc Ivory



Charcoal Clay Grey




Monazite Brown



Charcoal Black



Talc Ivory



Charcoal Clay Grey



Monazite Brown



Charcoal Black

Tile - Wall & Floor	Size (cm)	Finish	Code
Earth Stone	29.5x59.5	Matt	9GPEST-TIV
Talc Ivory	60x60	Matt	6GPEST-TIV
Earth Stone	29.5x59.5	Matt	9GPEST-CLG
Charcoal Clay Grey	60x60	Matt	6GPEST-CLG
Earth Stone	29.5x59.5	Matt	9GPEST-MZB
Monazite Brown	60x60	Matt	6GPEST-MZBR
Earth Stone	29.5x59.5	Matt	9GPEST-CCBK
Charcoal Black	60x60	Matt	6GPEST-CCBK


Mosaic Wall & Floor	Size (cm)	Finish	Code
Earth Stone Mosaic Talc Ivory	30x30	Matt	7GPEST-MOS-TIV
Earth Stone Mosaic Charcoal Clay Grey	30x30	Matt	7GPEST-MOS-CLG
Earth Stone Mosaic Monazite Brown	30x30	Matt	7GPEST-MOS-MZBR
Earth Stone Mosaic Charcoal Black	30x30	Matt	7GPEST-MOS-CCBK

Specification	
Material	Porcelain
Application	Wall and Floor; Internal and external use
Finish	Matt, Rectified
Floor slip resistance	>60 (dry) >25 (wet)


## MOSAIC – MATT




Talc Ivory



Charcoal Clay Grey



Monazite Brown



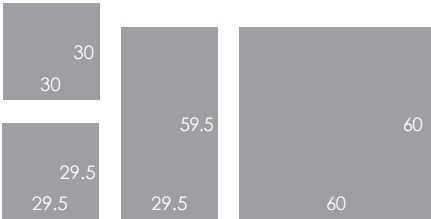
Charcoal Black

# EARTH STONE Porcelain Wall and Floor Tiles



Earth Stone Charcoal Clay Grey, 60x60cm

SIZES AVAILABLE (CM)



# DOLOMITE Ceramic Wall and Porcelain Floor Tiles

## WALL ONLY – SATIN



Ivory



Grey



Brown



Black

Tile	Size (cm)	Finish	Code
Wall and Floor			
Dolomite Ivory	30x60	Matt	9GPDOLOMITE-IV
Dolomite Brown	30x60	Matt	9GPDOLOMITE-BR
Dolomite Grey	30x60	Matt	9GPDOLOMITE-GY
Dolomite Black	30x60	Matt	9GPDOLOMITE-BK

Tile	Size (cm)	Finish	Code
Wall			
Dolomite Ivory	20x50	Satin	52/DOLOMITE-IV
Dolomite Brown	20x50	Satin	52/DOLOMITE-BR
Dolomite Grey	20x50	Satin	52/DOLOMITE-GY
Dolomite Black	20x50	Satin	52/DOLOMITE-BK

Specification	
Material	Wall - Ceramic, Floor - Porcelain
Application	Internal floor and wall
Finish	Matt
Floor Slip Resistance	≥50 (dry), ≥ 25 (wet)

## WALL AND FLOOR – MATT



Ivory



Grey



Brown



Black

# DOLOMITE

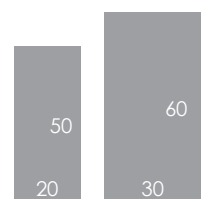
Ceramic Wall and Porcelain Floor Tiles



Main image Dolomite Black, 20x50cm. Below Dolomite Ivory and Brown 20x50cm



SIZES AVAILABLE (CM)



# ROMA Ceramic Wall Tiles and Mosaics with complementary Floor Tile in Porcelain



Roma Ivory, 30x60cm; Roma Mixed Mosaic, 5x30cm Border

## WALL – GLOSS



Glossy Ivory

## WALL & FLOOR – MATT



Matt Ivory

Tile - Wall	Size (cm)	Finish	Code
Roma Glossy Ivory	25x40	Gloss	*10000ROMAGL-IV
	30x60	Gloss	14000ROMAGL-IV
Tile – Wall and Floor			
Roma Matt Ivory	41.6x41.6	Matt	7ROMAM-IV

Mosaic – Wall	Size (cm)	Finish	Code
Roma Glossy Mixed Mosaic (Brown, Ivory, Beige)	30x30	Gloss	ROMAGL-MOS
Roma Glossy Mixed Mosaic (Brown, Ivory, Beige)	5x30	Gloss	14000ROMAGL-MS

## MOSAIC - WALL – GLOSS




Ivory, Brown, Beige



Ivory, Brown, Beige

Specification	
Material	Ceramic Wall and Mosaics; Porcelain Floor
Application	Wall and Mosaics – Internal use only; Floor – Internal and external use
Finish	Ceramic Wall – Gloss, Red Body; Ceramic Mosaic – Gloss, White Body Porcelain Floor – Matt, Rectified
Floor slip resistance:	>50 (dry) >25 (wet)

## SIZES AVAILABLE (CM)



# ILLUSION Ceramic Wall Tiles and



Illusion Black, 20x50cm

## WALL ONLY – MATT



White



Black

Tile - Wall	Size (cm)	Finish	Code
Illusion White	20x50	Matt	52/ILLUSION-WH
Illusion Black	20x50	Matt	52/ILLUSION-BK


Specification	
Material	Ceramic
Application	Wall only; Internal use only
Finish	Matt, White Body

# WHITE Ceramic Wall Tiles




Super White Matt, 30x60cm


## WALL ONLY – GLOSS & MAT



Super White Glossy



Super White Matt



White Flat




White Bumpy

Tile - Wall	Size (cm)	Finish	Code
Super White Glossy	30x60	Gloss	14000SUPERWHITE
Super White Matt	30x60	Matt	500MT-000
White Flat	25x40	Gloss	10000
White Bumpy	25x40	Gloss	10071CBG

Specification	
Material	Ceramic
Application	Wall only; Internal use only
Finish	Gloss and Matt, White Body

## SIZES AVAILABLE (CM)





# CRYSTAL WHITE Ceramic Glossy Wall Tile



Crystal White, 30x60cm

## WALL ONLY – GLOSS




White

Tile - Wall	Size (cm)	Finish	Code
Crystal Glossy White	30x60	Gloss	508GL-000

Specification	
Material	Ceramic
Application	Wall only; Internal use only
Finish	Gloss, White Body, Rectified

SIZES AVAILABLE (CM)



60

30

# NANO PIX MARBLE – NEW DIANO

Ceramic Wall Tiles with complementary Floor Tile in Porcelain



Nano Pix New Diano, 30x60cm; Nano Pix New Diano Dado Rail, 15x60cm

## WALL – GLOSS



## FLOOR – MATT



## SKIRTING – GLOSS



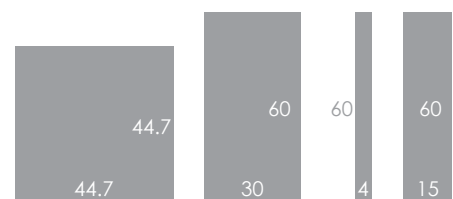
## DADO RAIL – GLOSS



Tile - Wall	Size (cm)	Finish	Code
New Diano	30x60	Gloss	14NEWDIANO-BE
Tile – Floor			
New Diano Floor	44.7x44.7	Matt	4GPG-DIANO-BE
Skirting - Wall			
New Diano Skirting	15x60	Gloss	NPB-539GL-112-1
Dado Rail - Wall			
New Diano Dado Rail	4x60	Gloss	NPB-539GL-112-2

Specification	
Material	Wall, Dado and Skirting - Ceramic; Floor - Porcelain
Application	Wall, Dado and Skirting - Internal use only; Floor – Internal and external use
Finish	Wall, Dado and Skirting – Gloss, White Body; Floor – Matt, Rectified
Floor slip resistance:	>50 (dry) >25 (wet)

## SIZES AVAILABLE (CM)



Please note, due to the nature of material, floor and wall shades and finish will vary.

# NANO PIX MARBLE – BIANCO VENA

Ceramic Wall Tiles with complementary Floor Tile in Porcelain



Nano Pix Bianco Vena, 30x60cm

## WALL – GLOSS



## FLOOR – MATT



## SKIRTING – GLOSS



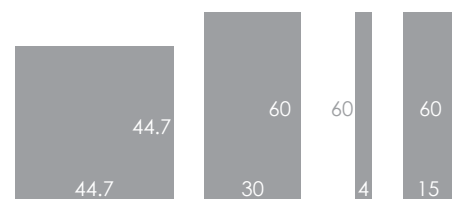
## DADO RAIL – GLOSS



Tile - Wall	Size (cm)	Finish	Code
Bianco Vena	30x60	Gloss	14BIANCOVENA-WH
Tile – Floor			
Bianco Vena Floor	44.7x44.7	Matt	4GPG-BIANCOVENA-WH
Skirting - Wall			
Bianco Vena Skirting	15x60	Gloss	NPB-535GL-181-1
Dado Rail - Wall			
Bianco Vena Dado Rail	4x60	Gloss	NPB-535GL-181-2

Specification	
Material	Wall, Dado and Skirting - Ceramic; Floor - Porcelain
Application	Wall, Dado and Skirting - Internal use only; Floor – Internal and external use
Finish	Wall, Dado and Skirting – Gloss, White Body; Floor – Matt, Rectified
Floor slip resistance:	>50 (dry) >25 (wet)

## SIZES AVAILABLE (CM)



Please note, due to the nature of material, floor and wall shades and finish will vary.

# CAPRICORN NOVELDA Ceramic Wall Tile



Novelda Ivory 40x25

## WALL ONLY – GLOSS



Marble Ivory

Tile - Wall	Size (cm)	Finish	Code
Novelda Ivory	25x40	Gloss	10000NOVELDAIV

Specification	
Material	Ceramic
Application	Wall only; Internal use only
Finish	Gloss, Red Body

## SIZES AVAILABLE (CM)

40
25

# CAPRICORN TRAVERTINO Ceramic Wall and Floor Tiles



Capricorn Travertino Light Beige, 25x40cm

## WALL – MATT



Light Beige



Dark Beige

## FLOOR – MATT



Light Beige



Dark Beige

Tile - Wall	Size (cm)	Finish	Code
Capricorn Travertino Light Beige	25x40	Matt	10073-LBE
Capricorn Travertino Dark Beige	25x40	Matt	10073-DBE
Tile - Floor			
Capricorn Travertino Light Beige	31.6x31.6	Matt	4001-LBE
Capricorn Travertino Dark Beige	31.6x31.6	Matt	4001-DBE

Specification	
Material	Ceramic
Application	Wall and Floor; Internal use only
Finish	Matt, White Body
Floor slip resistance	>50 (dry) <25 (wet)

SIZES AVAILABLE (CM)



40

25

# SPACE Ceramic Wall Tiles

## WALL ONLY – MATT



White



Beige

Tile - Wall	Size (cm)	Finish	Code
Space White	33x50	Matt	33/KJSPACE-WHP
Space Beige	33x50	Matt	33/KJSPACE-BEP

Décors - Wall	Size (cm)	Finish	Code
Space White Décor	33x50	Matt	33/KJSPACE-WHD
Space Beige Décor	33x50	Matt	33/KJSPACE-BED

Specification	
Material	Ceramic
Application	Wall only: Internal use only
Finish	Matt, Red Body

## DÉCORS – WALL ONLY – MATT



White




Beige



Space Beige, 33x50cm; Space Beige Décor, 33x50cm

SIZES AVAILABLE (CM)




50

# PREMIUM Ceramic Floor Tiles



Premium White, 33x33cm

## PREMIUM - FLOOR ONLY – MATT



White



Black

Tile - Floor	Size (cm)	Finish	Code
Premium White	33x33	Matt	4/PREMIUM-WH
Premium Black	33x33	Matt	4/PREMIUM-BK

Specification	
Material	Ceramic
Application	Floor only; Internal use only
Finish	Matt, Red Body
Floor slip resistance:	>50 (dry) <25 (wet)

SIZES AVAILABLE (CM)



# STONEART TRAVERTINE Ceramic Wall Tiles



Stoneart Travertine Ivory, 33x50cm

## WALL ONLY – MATT



Ivory

Tile - Wall	Size (cm)	Finish	Code
Stoneart Travertine Ivory	33x50	Matt	33/KJ-TRAV-IV

Specification	
Material	Wall only, Ceramic
Application	Wall only – Internal use only
Finish	Matt, White Body

SIZES AVAILABLE (CM)



50

33

# TIP TOP 10x10 Ceramic Wall Tiles



Lemon Yellow, 10x10cm with work surfaces, upstand and splash back in Lounge Black Polished Slab

## WALL ONLY – GLOSS



White



Ivory



Lemon



Blue



Grey



Nero

Tile - Wall	Size (cm)	Finish	Code
Tip Top Grey	10x10	Gloss	TIPTOP-GY
Tip Top Bianco	10x10	Gloss	TIPTOPBIANCO
Tip Top Lemon	10x10	Gloss	TIPTOP-LE
Tip Top Blue	10x10	Gloss	TIPTOP-BL
Tip Top Nero	10x10	Gloss	TIPTOP-NERO
Tip Top Ivory	10x10	Gloss	TIPTOP-IVORY

Specification	
Material	Ceramic
Application	Internal Wall
Finish	Gloss

SIZES AVAILABLE (CM)

10  
10

# LOTUS 10x10 Ceramic Wall Tiles



Lotus Brown and Ivory 10x10cm with work surface in Lounge Beige Polished Slab

## WALL ONLY – MATT



Ivory



Grey



Brown



Black

Tile - Wall	Size (cm)	Finish	Code
Lotus Grey	10x10	Matt	LOTUS-GY
Lotus Black	10x10	Matt	LOTUS-BK
Lotus Brown	10x10	Matt	LOTUS-BR
Lotus Ivory	10x10	Matt	LOTUS-IV

Specification	
Material	Ceramic
Application	Internal Wall
Finish	Matt


SIZES AVAILABLE (CM)



# CLASSIC 10 x 30 Ceramic Wall Tiles

WALL ONLY

## CLASSIC GLOSS – POLISHED



Classic White



Classic Cassino



Classic Grigio



Classic Blue



Classic Nero



Classic Red

Tile - Wall & Floor	Size (cm)	Finish	Code
Classic Nero	10x30	Polished	CLASSICNERO
Classic Grigio	10x30	Polished	CLASSICGRIGIO
Classic White	10x30	Polished	CLASSICWHITE
Classic Red	10x30	Polished	CLASSICRED
Classic Blue	10x30	Polished	CLASSICBLUE
Classic Cassino	10x30	Polished	CLASSIC-CASSINO

Specification	
Material	Ceramic
Application	Internal Wall
Finish	Polished
Floor Slip Resistance	≥50 (dry), ≤ 24 (wet)

## CLASSIC PANTONE – POLISHED



Pantone Green



Pantone Yellow


Tile - Wall & Floor	Size (cm)	Finish	Code
Classic Pantone Green	10x30	Polished	PANTONE-GR
Classic Pantone Yellow	10x30	Polished	PANTONE-YELLOW

Specification	
Material	Ceramic
Application	Internal Wall
Finish	Polished
Floor Slip Resistance	≥50 (dry), ≤ 24 (wet)

## CLASSIC MATT – SATIN



Satin Beige




Satin Alabaster



Beige Matt



Brown Matt



Satin White



Satin Nero



Satin Grigio



Savane Matt

Tile - Wall & Floor	Size (cm)	Finish	Code
Classic Matt Beige	10x30	Satin	GPBEIGE-M
Classic Matt Satin Beige	10x30	Satin	SATIN-BE
Classic Matt Satin White	10x30	Satin	SATINWHITE
Classic Matt Satin Grigio	10x30	Satin	SATINGRIGIO
Classic Matt Satin Alabaster	10x30	Satin	SATINALABASTER
Classic Matt Brown	10x30	Satin	GPG-12M
Classic Matt Satin Nero	10x30	Satin	NERO-M
Classic Matt Savane	10x30	Satin	SAVANE-M

Specification	
Material	Ceramic
Application	Internal Wall
Finish	Satin
Floor Slip Resistance	≥50 (dry), ≤ 24 (wet)

# CLASSIC 10 x 30 Ceramic Wall Tiles



Walls: Classic Nero and Classic White 10x30cm; Floor Premium White 33x33cm

SIZES AVAILABLE (CM)



# CLEANING AND MAINTENANCE

## For Porcelain Floor and Wall Tiles

### During installation

Do not allow any tile adhesive or excess grout to dry on the surface of the tile. Unwanted adhesive or excess grout should be cleaned a few minutes after application or before the material becomes dry. Cleaning should be performed according to tile adhesive or grout manufacturer's method and instruction. Tile adhesive or excess grout, if left to dry on the surface, should be removed with LTP Grout Stain Remover. For protection against construction dirt, scratches and accidental damage, the tiles already laid or fixed on the floors must be covered for the duration of the construction. Surfaces must be completely dry before covering.

### For regular cleaning and maintenance

Wipe off dust from the tile surface on a regular basis. Dilute 1 part LTP Waxwash floor cleaner to 10 parts water. Apply and wipe over the surface with a cotton cloth, sponge or mop. Rinsing is not necessary. For floors, allow the cleaned area to dry before allowing pedestrian access. (Polished surfaces should be buffed dry with a soft cloth or machine after washing).

### For cleaning with a floor washing machine

Wipe dust from the surface. Dilute 1 part LTP Power Stripper cleaning degreasing agent with 10 parts water. This can be put through a machine or applied to the surface with a cotton cloth, sponge or mop and thin scrub with the machine. For walls wipe surfaces down with the solution to release the dirt and grime, rinse and leave to dry before allowing pedestrian access.

### For removal of stubborn marks or stains

Wipe off dust from the tile surface. Dilute 1 part LTP Grimex intensive cleaner with 3 parts water. If necessary, use straight from the bottle. Spread the solution over the affected area and leave for up to 15 minutes to allow the solution to release the dirt from the surface. Agitate with an emulsifying pad or stiff brush. Rinse well with plenty of clean fresh water. For floors, allow the cleaned area to dry before allowing pedestrian access.

### Important

Cleaning and maintenance depends on the density of traffic, the condition of the surrounding area where the tiles are installed, and the nature of dirt to which the floors or walls are exposed. Routine cleaning and maintenance must be undertaken according to specific requirements. Any spillage of tea, coffee, paint, permanent marker, hair dye, nail polish and the like on tiles must be immediately cleaned to prevent severe staining. It is possible that these substances may leave light marks or slight discolouration on the tiles if left untreated for any period of time. It is not advisable to use hydrofluoric acid solution or its compound for cleaning. Do not use metal tools to scrape the dirt from the surface of the tiles.

# CARE AND CLEANING

## Cleaners

### LTP GRIMEX



The answer to stubborn grime, old layers of wax or acrylic and even rubber sole marks on terracotta and natural stone flooring. Suitable for use on glazed and unglazed tiles, this product is excellent for renovating old quarry tiles, glazed ceramic, porcelain, terracotta, slate, stone, marble and stone fireplaces.

**1ltr**

**5ltr**

### LTP POWER STRIPPER



One of the few products on the market capable of breaking down oxidised boiled linseed oil from the surface of terracotta. Powerful amines, ammonia and alkalinity penetrate and help lift the hardest, heaviest films, it is ideal for intensive cleaning of heavily contaminated vitrified quarry tiles, limestone, travertine, sandstone, slate, glazed ceramics and porcelain. Strips most things first time thereby minimising labour costs.

**1ltr**

**5ltr**

## Sealers

### LTP MPG SEALER



A colourless impregnating sealer formulated for use on tiles that have been mechanically polished to create a highly polished finish. Ideal for use on marble, porcelain, granite, limestone and slate surfaces that have a polished finish, particularly granite worktops. Suitable for both wall and floor surfaces it strongly protects against water, oil, grease and dirt. Suitable for interior and exterior use.

**500ml**

**1ltr**

**5ltr**

### LTP GROUT & TILE PROTECTOR



Easy to apply. Forms a colourless barrier that helps to protect porous wall and floor grout joints from penetration by water, dirt, oil, grease and limescale. Assists cleaning. Ideal for use in wet rooms and shower enclosures. Used as a 'top up coat' this product further protects natural stone and all other types of masonry surface. Over spray on most surfaces will completely dissipate leaving no hard to remove residue.

**600ml**

## Maintenance

### LTP WAXWASH



Specially formulated for use on glazed and unglazed ceramic and porcelain tiles. Ideal for travertine, stone, terracotta, slate and quarry tiles. The gentle cleaning action of this product makes it ideal for washing unsealed floors and those sealed with LTP Mattstone, LTP Colour Intensifier, LTP MPG Sealer or LTP Wax. This liquid soap needs no rinsing after use.

**1ltr**

**5ltr**

**If in doubt about using any of the above products, contact LTP Help line 0044 (0)1823 666213 for further advice before proceeding.**

# Technical Specifications

Technical Specification Glazed Porcelain up to 60mm x 60mm size.

Test Description	Standard Test Method	International Standard ISO13006	RAK Ceramics Specifications - Rectified
Length and Width	BS EN ISO 10545-2	+/-0.8%	+/-0.4mm
Thickness	BS EN ISO 10545-2	+/-5.0%	+/-5.0%
Straightness of sides	BS EN ISO 10545-2	+/-0.5%	+/-0.6mm
Rectangularity	BS EN ISO 10545-2	+/-0.6%	+/-0.8mm
Edge Curvature	BS EN ISO 10545-2	+/-0.5%	+/-0.6mm
Wrappage	BS EN ISO 10545-2	+/-0.5%	+/-0.6mm
Water Absorption	BS EN ISO 10545-3	<=0.5%	<=0.4%
Breaking Strength	BS EN ISO 10545-4	>=1300N	>=1500N
Modulus of Rupture	BS EN ISO 10545-4	>=35N/mm2	>=40N/mm2
Resistance of Surface	BS EN ISO 10545-7	Manufacturer to state abrasion class	PEI Class 2-5
Linear Thermal Expansion	BS EN ISO 10545-8	<=9 x 10 <sup>-6</sup> oC-1	<=7 x 10 <sup>-6</sup> oC-1
Thermal Shock Resistance	BS EN ISO 10545-9	No visible defect	No visible defect
Crazing Resistance	BS EN ISO 10545-11	No crazing	No crazing
Frost Resistance	BS EN ISO 10545-12	No visible damage	No visible damage
Resistance to Chemicals	BS EN ISO 10545-13	No visible effect	No visible effect
Resistance to Stains	BS EN ISO 10545-14	Manufacturer to state class	Stains removed Min. Class 4
Colour Resistance to UV Light	DIN 51094	No change in colour	No change in colour
Slip Resistance by Pendulum Test (Pendulum Tester, UK)	BS7976	-	See Individual range

Technical Specification Unglazed Porcelain up to 60mm x 60mm size.

Test Description	Standard Test Method	International Standard ISO13006	RAK Ceramics Specifications - Unpolished
Length and Width	BS EN ISO 10545-2	+/-0.6%	+/-0.4mm
Thickness	BS EN ISO 10545-2	+/-5.0%	+/-5.0%
Straightness of sides	BS EN ISO 10545-2	+/-0.5%	+/-0.6mm
Wrappage	BS EN ISO 10545-2	+/-0.5%	+/-0.8mm
Rectangularity	BS EN ISO 10545-2	+/-0.6%	+/-0.8mm
Surface Flatness	BS EN ISO 10545-2	+/-0.5%	+/-0.8mm
Water Absorption	BS EN ISO 10545-3	<=0.5%	<=0.05%
Breaking Strength	BS EN ISO 10545-4	>=1300N	>=1600N
Modulus of Rupture	BS EN ISO 10545-4	>=35N/mm2	>=50N/mm2
Resistance of deep Abrasion	BS EN ISO 10545-6	<=175mm3	<=150mm3
Linear Thermal Expansion	BS EN ISO 10545-8	<=9 x 10 <sup>-6</sup> oC-1	<=7 x 10 <sup>-6</sup> oC-1
Thermal Shock Resistance	BS EN ISO 10545-9	No visible defect	No visible defect
Frost Resistance	BS EN ISO 10545-12	No visible damage	No visible damage
Resistance to Chemicals	BS EN ISO 10545-13	No visible effect	No visible effect
Resistance to Stains	BS EN ISO 10545-14	Manufacturer to state class	Stains removed Min. Class 4
Colour Resistance to UV Light	DIN 51094	No change in colour	No change in colour
Slip Resistance by Pendulum Test (Pendulum Tester, UK)	BS7976	-	See Individual range



# Weight and Quantities

Range	Tile Thickness	Size	Tiles per Box	Tile Coverage per Box (m <sup>2</sup> )	Boxes per Pallet	Pallet Coverage (m <sup>2</sup> )	Weight Box (Kg)	Weight Pallet (Kg)
Capricorn Novelda	8.5	25X40	15	1.5	48	72.00	23.50	1,128.00
Capricorn Travertino	8.5	25x40	15	1.5	48	72.00	23.50	1,128.00
Capricorn Travertino	8.5	31.6x31.6	15	1.3	46	59.80	23.40	1,081.00
Crystal	10.08	30X60	5	0.9	48	43.20	18.00	864.00
Dolomite	9.2	20x50	14	1.4	44	61.6	22.5	990
Dolomite	9.5	30x60	6	1.08	48	51.84	24	1152
Earthstone Clay Grey	10	29.5x59.5	6	1.05	40	51.84	24	960
Earthstone	10	60x60	4	1.44	30	43.2	35.5	1065
Lounge	10.5	60X60	4	1.44	30	43.20	33.00	990.00
Lounge	9.5	30X60	6	1.08	48	51.84	23.00	1,104.00
Lounge	9.5	30X30	6	0.54	48	25.92	17.00	816.00
Lounge Décor	9.5	-	-	-	-	-	-	-
Nano Pix	10.08	30X60	5	0.9	48	43.2	18	864.00
Nano Pix	7	44.7X44.7	7	1.4	48	67.20	32.00	1,536.00
Nano Pix Dado Rail	-	4x60	32	32	-	-	-	-
Nano Pix Skirting	-	4x100	16	16	-	-	-	-
New Forum	9.5	30x60	6	1.8	48	51.84	24.00	1,152.00
New Forum	9.5	40x40	10	1.6	48	76.80	34.00	1,632.00
Oxodium	9.5	30X30	6	0.54	48	25.92	16.00	768.00
Oxodium	9.5	30X60	6	1.08	48	51.84	23.00	1,104.00
Paradox	9.5	30X30	6	0.54	48	25.92	16.00	768.00
Paradox	9.5	29.5X59.5	6	1.05	48	50.40	24.00	1,152.00
Roma Glossy	10.8	30X60	5	0.9	48	43.20	18.00	864.00
Roma Glossy	10.8	5X30	25	0.375	100	37.50	5.00	500.00
Roma Glossy	10.8	30X30	6	0.54	48	25.92	16.00	768.00
Roma Matt	9.5	41.6x41.6	10	1.6	44	70.40	31.00	1,364.00
Slate	9.5	30X30	6	0.54	48	25.92	17.00	816.00
Slate	9.5	30X60	6	1.08	40	43.20	24.00	960.00
Premium	8.5	33X33	13	1.42	46	65.32	23.5	1,081.00
Premium	8.5	33X33	13	1.42	46	65.32	23.5	1,081.00
Illusion	9.2	20X50	14	1.4	44	61.6	22.5	990.00
Illusion	9.2	20X50	14	1.4	44	61.6	22.5	990.00
Stone Art	10	33X50	8	1.32	38	50.16	25	950.00
Space	9.2	33x50	8	1.32	38	50.16	22	836.00
Space Décor	9.2	33x50	7	1.32	38	43.7	20.5	779.00
Tip Top	6.5	10X10	108	1.08	72	77.76	15	1080
White Smoke	10	59.5x59.5	4	1.42	30	42.6	33	990
Lotus	6.5	10X10	108	108	72	77.76	15	1080
10x30	8.5	30x10	27	0.81	84	68.04	12	1008

RAK Ceramics UK Ltd - Head Office

Paris House  
Frenchmans Road  
Petersfield  
Hampshire  
GU32 3AW

T: 01730 237 850  
F: 01730 263 210  
E: [info@rakceramics.co.uk](mailto:info@rakceramics.co.uk)  
W: [www.rakceramics.co.uk](http://www.rakceramics.co.uk)

**RAK**  
ceramics