



**BOLOGA TERRAZZO**

博洛那水泥水磨石





*Matt* · 哑光



*Lappato* · 半抛



*Anti-slip* · 干粒



### 3 SURFACES

## BOLOGA TERRAZZO

博洛那水泥水磨石

We have given a fresh interpretation to BOLOGA TERRAZZO, refined inspiration of fine cement and terrazzo. This collection comes into structured finished with four perfect colors — Beige, Light grey, Mid grey and Dark grey. Elegant and modern, with a moderate industrial feel. It is dedicated to those who love to personalize spaces following their creative impulse.

博洛那水泥水磨石 给了我们一个全新的解读, 提炼灵感的水泥和水磨石。这个集合进入结构完成了四个完美的颜色——米黄色、浅灰色、中灰色、炭黑色。优雅和现代, 一个温和的工业的感觉。这是献给那些爱个性化空间后, 他们的创作冲动。





INDOOR FLOORS

Floor/地面: BLA02M 10x60cm / 4'x24" BLA03M 60x60cm / 24'x24"



INDOOR WALLS

Floor/地面: BLA02M 60x60cm / 24'x24" Wall/墙面: Hexagon mixed 30x30cm / 12'x12"





Floor/地面: BLA02M 15x60cm / 6'x24" BLA04M 60x60cm / 24'x24"

博洛那水泥水磨石  
**BOLOGA TERRAZZO**



Floor/地面: Diamond 30x30cm / 12'x12'





Floor/地面: BLA01M 60x60cm / 24x24" Wall/墙面: BLA01SP 30x60cm / 12x24" Wave 30x30cm / 12x12"



Floor/地面: BLA03M 60x60cm / 24x24" Wall/墙面: BLA03SP BLA04SP 20x60cm / 8x24"







INDOOR / SHOPS

Floor/地面: BLA03M 60x60cm / 24"x24" Wall/墙面: BLA02SP BLA03SP BLA04SP 15x60cm / 6"x24"




Floor/地面: BLA02M 60x60cm / 24"x24" Wall/墙面: BLA04M 30x60cm / 12"x24" Trigon mixed 30x30cm / 12"x12"







## Beige



BLA01M • Matt • 自然哑光面 R10  
BLA01SP • Lappato • 半抛面 R9  
BLA01R • R-rating • 防滑面 R12

## Light grey




BLA02M • Matt • 自然哑光面 R10  
BLA02SP • Lappato • 半抛面 R9  
BLA02R • R-rating • 防滑面 R12

## Mid grey



BLA03M • Matt • 自然哑光面 R10  
BLA03SP • Lappato • 半抛面 R9  
BLA03R • R-rating • 防滑面 R12

## Dark grey



BLA04M • Matt • 自然哑光面 R10  
BLA04SP • Lappato • 半抛面 R9  
BLA04R • R-rating • 防滑面 R12

## Accessories 配件




Diamond  
30 x 30cm 12' x 12'



Trigon mixed  
30 x 30cm 12' x 12'



Hexagon mixed  
30 x 30cm 12' x 12'



Wave  
30 x 30cm 12' x 12'

## Sizes 尺寸



45 x 90cm  
18 x 36"



60 x 60cm  
24 x 24"



30 x 60cm  
12 x 24"



30 x 30cm  
12 x 12"

## Technical Standard

TECHNICAL CHARACTERISTICS	STANDARD TEST METHOD	STANDARD PRESCRIBED VALUES	FRLS VALUES
MEASUREMENT AND SURFACE APPEARANCE			
LENGTH	EN ISO 10545-2	± 0.6%	± 0.1%
WIDTH	EN ISO 10545-2	± 0.6%	± 0.1%
THICKNESS	EN ISO 10545-2	± 5%	± 3%
TRANSMUTATION	EN ISO 10545-2	± 0.5%	± 0.2%
PHYSICAL PROPERTIES			
WATER ABSORPTION	EN ISO 10545-3	≤ 0.5%	≤ 0.5%
BREAKING STRENGTH	EN ISO 10545-4	≥ 1300N	≥ 1300N
MODULUS OF RUPTURE	EN ISO 10545-4	≥ 35N/mm <sup>2</sup>	≥ 35N/mm <sup>2</sup>
RESISTANCE TO ABRASION	EN ISO 10545-6	≤ 205mm <sup>3</sup>	≤ 160mm <sup>3</sup>
THERMAL EXPANSION COEFFICIENT	EN ISO 10545-8	≤ 9MK-1	≤ 7MK-1
TEMPERATURE SHOCK RESISTANCE	EN ISO 10545-9	NO DEFECTS SHOULD BE VISIBLE	DURABLE
FROST RESISTANCE	EN ISO 10545-12	NO SURFACE DEFECTS OR CRACKS SHOULD BE VISIBLE	ANTI-ICE
SLIP RESISTANCE	DIN 51130	R9-R13	≥ R9
CHEMICAL PROPERTIES			
CHEMICAL RESISTANCE RESISTANCE TO HOUSEHOLD CHEMICALS AND SWIMMING POOL SALTS	EN ISO 10545-13	THERE SHOULD BE NO VISIBLE CHANGES WHEN SUBJECTED TO CHEMICALS	DURABLE
RESISTANCE TO STAINING	EN ISO 10545-14 when subjected to chemicals	THERE SHOULD BE NO VISIBLE CHANGES WHEN SUBJECTED TO CHEMICALS	NO VISIBLE DEFECTS

## Packing Details

SERIES	Sizes	Pcs/Ctn	M <sup>2</sup> /Ctn	M <sup>2</sup> /Plt	Ctns/Plt	Kg/Plt
	15x90-6' x36'	8	1.08	51.84	48	1152
	45x90-18' x36'	3	1.215	38.88	32	896
	60x60-24' x24'	4	1.44	57.6	40	1280
	30x60-12' x24'	8	1.44	57.6	40	1280
	30x30-12' x12'	11	0.99	55.44	56	1232
	30x30-12' x12' Mosaic	11	0.99	55.44	56	1232

SHADE VARIATION

V2

Uniform appearance  
V1Slight variation  
V2Moderate variation  
V3Substantial variation  
V4