



**TILE
SPACE**

2020 COLLECTION

MARVELLOUS MARBLE

With its elegant and timeless feel, you can't go past marble. Tile Space's porcelain marble-look tiles are the best of both worlds. As beautiful as they are practical, and available in a range of prices, porcelain marble-look tiles put a dream home within reach of everyone.

TILE TIP #1 - TILE FACES

A good quality tile will have a degree of variation between the tile faces to make it look more authentic.

1. Marvel XL Statuario 1200 x 2400 on back wall, Marvel Statuario 450 x 900 on walls, Roma Grafite Subway 74 x 300 laid in a herringbone pattern on the floor.

DOES SIZE MATTER?

Our marble-look tiles are available in a myriad of sizes from XL 1200 x 2400 slabs to small mosaics.

Generally, larger format sizes will make a space feel larger and grander, whilst smaller formats have a more traditional look. The great thing about large format tiles is that you can create stunning focal points using just 1 or 2 pieces.

TILE TIP #2 - SIZES

The most popular size is 600 x 600 as it's easy to lay, but large enough to make an impact. Larger tiles make the space look bigger and more elegant, as there will be fewer grout lines.



2. Marvel Edge B Polish 750x1500



3. Orobico Grey Honed 600 x 1200

4. Marvel Calacatta 600x600 (right)
Bathroom by Design Haus - dhaus.co.nz



MAKE A STATEMENT

TILE TIP #3 - FINISHES

Polish is more refined and throws increased light into the space.
Matt is more rustic and less slippery.



1. Marvel Terrazzo Carrara Polished 600x600
Photo credit - youphoriavillascrete.com

TERRAZZO

Inspired by the ancient Venetian practice of embedding marble chips on concrete, Marvel Terrazzo has a timeless look, reinterpreted for modern homes.



- 2. Marvel Terrazzo Grey 600x600
- 3. Marvel Terrazzo Black 600x600
- 4. Marvel Terrazzo White 600x600

- Available in Matt & Polished Finish




- 1. Ecostone Copenhagen Honed 400x400
- 2. Ecostone Amsterdam Polish 400x400
- 3. Ecostone San Petersburg Honed 400x400
- 4. Ecostone Carrara Polish 400x400
- 5. Ecostone Oslo Polish 400x400

ECOSTONE RANGE

The Ecostone range from Italy is a traditional concrete terrazzo tile in a 400x400 size. As the tile is made from concrete not porcelain, it needs to be sealed after installation.




Designed by MintSix Interiors
- mintsix.com

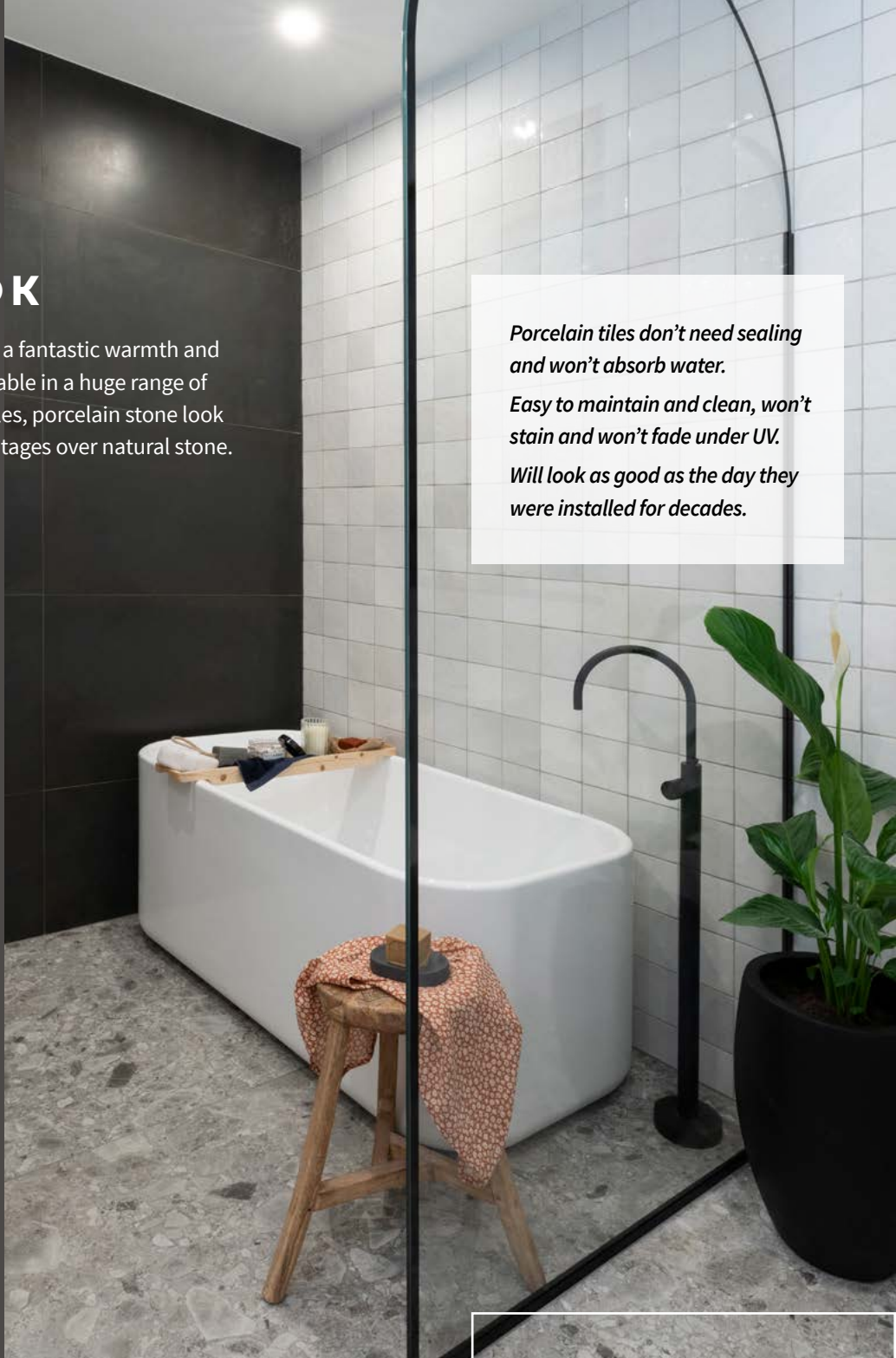


STUNNING STONE LOOK

Porcelain stone-look tiles give a fantastic warmth and ambience to your space. Available in a huge range of super realistic colours and styles, porcelain stone look tiles have some distinct advantages over natural stone.



1. Klif White Matt 375x750
2. Klif Silver Matt 375x750
3. Klif Grey Matt 375x750
4. Klif Dark Matt 375x750



1. Kone Mix Matt 750x1500 on floor, Metaline Iron Matt 600x1200 on back wall, Artisan White Gloss 132x132 as feature wall.

Porcelain tiles don't need sealing and won't absorb water.

Easy to maintain and clean, won't stain and won't fade under UV.

Will look as good as the day they were installed for decades.

TILE TIP #4 - WATER RESISTANT

Modern tiles have a porosity of around 0.5%, meaning they don't absorb water. This makes them the perfect option for bathrooms and inside showers.

VARIATION ON A THEME

Stone is a natural product and a porcelain tile emulates this with designs that mimic the natural shade variation of real stone. Some designs have more variation than others to reflect different types of real stone.



1.



1. Nordic Islanda Matt 450 x 900
2. Burlington Grey Matt 150 x 900
3. Waterfall Dark Matt 450 x 900



3.

TILE TIP #5 - FLOOR-TO-WALL

Continuing materials from the floor to the ceiling, creates the illusion that the area is larger than it really is. All our floor tiles (except outdoor pavers) can be used for walls.



3. Lombarda Grigio Matt 900x900



2. Magma Rock Grigia Grip and Magma Design Verde Gloss 145 x 145



1. EME Anthracite Matt 600x600



- 4. Toki Algodao Gloss 155 x 155
- 5. Maku Rock Light Decor 250 x 750
- 6. Klif Grey Triangle Mosaic 285 x 333

WOOD YOU BELIEVE IT'S A TILE?

Every busy home should consider using timber-look porcelain tiles - for ultra realistic and sophisticated designs - with all the benefits of porcelain tiles.

- Impervious to water, stains, UV and fire.*
- Naturally store heat.*
- Compatible with underfloor heating.*
- Ideal for sufferers of allergens and asthma.*
- Easy to maintain and clean.*
- No sanding, filling or lacquer required.*



TILE TIP #6 - INSTALLING PLANK TILES

We recommend that plank tiles are laid 1/3 or 1/4 offset or stacked directly on top of each other to minimise bowing that may be apparent.

1. Californian Wood 200 x 1200

DISTRESSED EFFECT

A porcelain tile is a great medium for a distressed effect of faded paint or a burnt finish. Get the look of recovered timber without the cost of sourcing and the worry of how it will degrade over time.



2. Blendart Dark 900 x 900



3. Diesel Living Combustion Crackle 200 x1200



4 - 6. Blendart Dark, Natural, White 200 x 1200



7. Diesel Living Combustion Cracked Black 200 x 1200
8. Diesel Living Combustion Black 200 x 1200

TEXTURE

Timber-look tiles are created with a punch that creates indentations and grain in the tile for an ultra realistic surface. You can tell a good quality timber-look tile by the variation in punches over different pieces, essential for a rustic style tile such as the Jacaranda Patina Matt 200 x 1200 (below) and Sequoia Mix Matt 200x1200 (right).



NATURAL LOOK

The Breath collection (below) from Italy enriches the natural essence of oak with its delicate grain and elegant simplicity.



1. Breath White Matt 225x900



Breath is available in 4 classic colours: 1. Natural, 2. Cognac, 3. White and 4. Grey in a 225 x 900 plank.



2. Koala Dark Matt 200 x 1200



3. Breath Natural Matt 225x900

LAYING PATTERNS

Whilst the classic Staggered lay (top) is the most common way to lay planks, there are other popular patterns such as Herringbone (bottom right), and Stack lay (bottom left). We recommend laying planks in a third or quarter overlap between the tiles to avoid lippage.



1. Magnolia Matt 200 x 1200

TILE TIP #7 - LAYING PATTERNS

A rectangular tile will make the direction in which it's laid look longer. For instance, if you have a low ceiling height, you could lay the tiles vertically to make it look higher.

ALL ABOUT CONCRETE

The urban feel that concrete-look tiles bring to a space works well with the classic NZ design sensibility. The practicality of a porcelain tile makes it a great option when real concrete is impractical or expensive to pour.

TILE TIP #8 - FIRE RESISTANT

Tiles are fired at more than 1200 degrees, so they do well in the fire resistance department. They are non-combustible and won't give off toxic chemicals in a fire.



1. Azuma Grey Matt 600 x 1200



2. Endless Grigio Matt 600 x 1200

THE ITALIAN DIFFERENCE

Italian tile companies are known globally for their commitment to the latest technology and designs, producing cutting edge and super realistic tiles. This results in a tile that is well thought out, has a more accurate design and is an excellent replica of natural materials such as concrete. In short, not only will Italian tiles last for decades, they'll look fantastic for decades too.

TILE TIP #9 - ENVIRONMENTALLY FRIENDLY

Tiles replicate natural products (clay, sand and water), therefore, help to protect against the unsustainable depletion of natural products like marble and timber.



3. Cementia Grey Matt 750 x 750




4. Diesel Concrete White 600 x 1200 floor, Carrara Fishscale Mosaic feature wall.



1. Arizona Rough Greige 600 x 1200



2.



3.



4.



5.

TILE TIP #10 - LIGHT OR DARK

Light colours will make the room look larger and brighter, as the pale colour reflects more light. Whereas, dark tiles can make the room feel cosy and intimate.

- 2. Pave Nero 600 x 600
- 3. Cementia Anthracite 600 x 600
- 4. Gubi Wall Cloud Peak 300 x 900
- 5. Azuma Grey Roccia 600 x 1200



1. Metaline Iron 600x1200

TILE TIP #11 - VARIATION

A low variation tile means there is limited variation between each tile and, when the tile is laid, the finished result will look uniform. A high variation tile however, when laid together, will show a variety of colours and textures.



2. Lumina Glam Lace Silver 250 x 750



3. Metaline Iron Melt 200 x 1200

ON TREND METALLICS

In tiles, we are seeing a rise in industrial and grunge-inspired metallics, characterised by distressed and worn finishes in warm tones for a more residential feel. The Metaline range is a sophisticated replica of weathering steel often referred to as Corten Steel. Available in Iron, Corten, Zinc and Iron Melt.

FEATURE TILE FUN

From an encaustic look to subway, we have a myriad of decorative tiles for fun feature walls and floors that will make your space pop!

Porcelain tiles are a great alternative to traditional Encaustic (cement) tiles, as they don't need sealing and can be used in showers and other wet areas.

1. Artisan Moss Green 132x132


TILE TIP #12 - GROUT

Grout is available in all different hues. Match the colour of your tile for a more subtle look or choose a contrasting grout colour to make the design pop.



CREATE A STATEMENT

With hundreds of different designs, you can use tiles to create a feature wall or floor. Try decorative, patterned or 3D tiles to add a wow factor or go bold with bright hues.



TILE TIP #13 - LIGHTING

While LED strip lighting can create a contemporary feel, the placement of lighting should be considered as it can make a dramatic difference in the appearance of the tile. (Read 'The importance of lighting in a tile installation' on our website.)

2. Zante Nieve Matt 125x125
3. Toki Chuva Gloss 155x155
4. Ecostone Oslo Polish 400x400 on floor, Basket Terracotta Mosaic 400x400 on walls, Metaline Iron 600x1200 on feature wall.



SUBWAY


Subway tiles have a classic look that stands the test of time. Laying patterns such as stack lay give a modern look, whilst brick lay and herringbone look more traditional. You can even stack them vertically for an on trend look and experiment with contrasting grout to make the design pop.

1. Artisan Burgundy Gloss 65 x 200
2. Context White 60 x 300
3. Diesel Camp Black in Rock, Glaze and Canvas finish 100 x 300



PATTERNED TILES

Our Moroccan inspired tiles have the look of handmade cement tiles, but in a practical porcelain tile that doesn't need sealing and won't fade or wear over time.



1. Top to bottom: Demel Multicolor 200x200, Svenska Tulpan 200x200, Flower Pastel 200x200, Futura Half Blue 150x150, Alchimia Mix 1 Hex 230x266.



1. Futura White 150x150 & Futura Drop Blue 150x150
2. Square Colours 200x200 on floor, Mixed Blue Penny Round on feature wall
3. Vestige Tangram Cool Grey 132x132



IN `N` OUT

Porcelain tiles are particularly well suited to indoor and outdoor living areas, as a porcelain tile is impervious to water and many of our tiles come with matching indoor and outdoor finishes.



- 1. Klif Silver Grip 375x750
- 2. Cliffstone White Dover 600x600
- 3. Beren Dark Grey 600x600 (right)

TILE TIP #14 - INDOOR-OUTDOOR FLOW

Indoor-outdoor flow creates a cohesive space and can make the space look larger. We have several ranges available in matching interior and exterior finishes.



PORCELAIN PERFECTION

Porcelain tiles are the ultimate choice for creating indoor/outdoor flow. With a number of designs available in both indoor and outdoor finishes, it creates a seamless transition, ideal for families who love spending time outdoors, entertaining and have pets.

TILE TIP #15 - LOW MAINTENANCE

Tiles are low maintenance and easy to clean! Warm soapy water works best for most jobs, but they can handle harsh cleaners when required.


1. Stone Ash Grip 600x1200





1. Peggy Andy Cement Grip 600x600

STYLE AND STRENGTH

Porcelain is very well suited for exterior use, due to its strength and density, and is a great option that can hold up to all weather conditions and moisture. Unlike other materials such as wood, natural stone and cement, a porcelain tile is not porous and, therefore, it does not absorb liquids. This means that it does not stain or crack and it does not require surface treatments or special maintenance. Its frost resistant qualities will stand the test of even the harshest of winters.



1. Peggy Andy Cement Grip 600x600
2. Lombarda Off White Grip 900x900
3. Lombarda Grigio Grip 900x900



1. Magma Rock Grigia Grip 300x600
2. Magma Rock Nera Grip 300x600
3. Stone Ash Grip 600x1200
4. Stone Off White Grip 600x600



BISAZZA MOSAIC

Tile Space is proud to bring the world’s premium luxury mosaic brand to New Zealand.


The essence of Bisazza lies in the fusion of creativity and luxury that culminates in the most beautiful glass mosaic for interior and exterior decoration.

We stock a wide range of Bisazza Mosaics - including hotmelt - a new system which radically increases the adhesion quality, especially useful for swimming pools (hotmelt pictured below).



TILE TIP #16 - PEACE OF MIND

All tiles come with a Tile Space 10-year guarantee and Tile Space has introduced a 15-year extended system warranty for all products (tiles, grouts, adhesives) purchased from Tile Space.



1. Blend Salice Hotmelt



2. Opus Romano Custom Blend (commercial grade)




3. Black Frozen Flower 258x298 mixed with Black Frozen Crystal



4. Rain Black 10 Bathroom by Design Haus - dhaus.co.nz

At Tile Space, we stock a wide range of Bisazza Mosaic with many more available on indent. For special projects, contact our Bisazza expert, Amanda Hellier on 021 665 791 or email bisazza@tiles.co.nz.



5. Left to right: Gemme GM 20.57, Vetricolor VTC 20.30, Blend Galapagos, Rain Black 10, Blend Iside Hotmelt, Blend Paola Hotmelt.



Albany ▪ Botany ▪ Ellerslie ▪ Henderson ▪ Parnell ▪ Whangaparaoa ▪ Hamilton ▪ Tauranga ▪ Wellington ▪ Retail Partners Nationwide

tilespace.co.nz