



**TILE
SPACE**



2021 COLLECTION

TERRAZZO

Venetian Terrazzo (Italian for terrace) was first created by master-craftsmen for the terraces of Venice in the 15th Century by embedding leftover marble chips in concrete. Our Terrazzo tiles (apart from our Ecostone range) are porcelain replicas, created from clay and fired in a kiln, which makes them harder and impervious to water, so they don't need sealing.

MEDLEY

A porcelain interpretation of Terrazzo with 6 considered colours and 4 inspired designs.

The collection combines a concrete variant (minimal) together with 3 Venetian Terrazzo versions; Rock, Classic and Pebble. The combination of these Venetian Seminato materials, with their strong personality, generates an original variety of ideas for extreme design freedom, with different associations of background colours and shape.

TILE TIP #1 - FINISHES

Polish is more refined and throws increased light into the space. Matt is more contemporary and less slippery.



2. The full Medley Range



3. Medley White Classic on Island, Medley White Minimal on floor, Medley White Rock on splashback

4. Medley Green Pebble on plinth and insert with Medley Green Minimal elsewhere



1. Medley Grey Minimal with feature tile Medley Dark Grey Rock



TILE TIP #2 - TILE FACES

Tiles that mimic natural stone or handmade tiles will have a degree of variation between the tile faces for added authenticity.

1. Floor: Ecostone Oslo
- Wall: Artisan White Gloss


Photo credit: Unna Burch - Instagram: @theforestcantina




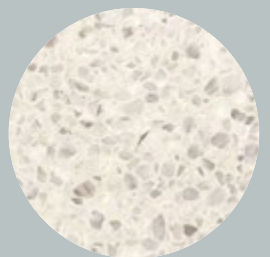



2. Marvel Terrazzo White Matt 600x600

MARVEL TERRAZZO

Our first Terrazzo range from Italian tile masters, Atlas Concorde, has an understated elegance.



1. Marvel Terrazzo Grey 600x600
 2. Marvel Terrazzo Black 600x600
 3. Marvel Terrazzo White 600x600
- Available in Matt & Polished Finish



1. Ecostone Copenhagen Honed 400x400
2. Ecostone Amsterdam Polish 400x400
3. Ecostone San Petersburg Honed 400x400
4. Ecostone Carrara Polish 400x400
5. Ecostone Oslo Polish 400x400

ECOSTONE RANGE

The Ecostone range, made near Venice, is a traditional concrete Terrazzo tile in a 400x400 size. As the tile is made from concrete not porcelain, it needs to be sealed after installation.



3. Ecostone Amsterdam Polish 400x400

MARVELLOUS MARBLE

With its elegant and timeless feel, you can't go past marble. Tile Space's porcelain marble-look tiles are the best of both worlds. As beautiful as they are practical, and available in a range of prices, porcelain marble-look tiles put a dream home within reach of everyone.

- Impervious to water, stains, UV and fire.*
- Naturally store heat.*
- Compatible with underfloor heating.*
- Ideal for sufferers of allergens and asthma.*
- Easy to maintain and clean.*
- No sealing required.*



1. Invisible Light Satin 1200x2700

DOES SIZE MATTER?

Our marble-look tiles are available in a myriad of sizes from XL 1200 x 2400 slabs to small mosaics.

Generally, larger format sizes will make a space feel larger, whilst smaller formats have a more traditional look. The great thing about large format tiles is that you can create stunning focal points using just 1 or 2 pieces.

TILE TIP #3 - SIZES

The most popular size is 600 x 600 as it's easy to lay, but large enough to make an impact. Larger tiles make the space look bigger and more elegant, as there will be fewer grout lines.



2. Sahara Noir Listello Mix 20x1200



3. Supreme White Satin 600x1200

4. Marvel Carrara 450x900 (right)
Bathroom by Design Haus dhaus.co.nz



MAKE A STATEMENT

Create a sleek and sophisticated look with extra large porcelain slabs up to 2.7m long or embrace the bold looks of statement marbles such as the Marvel Red Luxury.



1. Navona Honey Vein 1200x2780 and 600x1200



2. Orobico Grey Polished 1200x2600 and 600x1200



3. Marvel Red Luxury Polished 750x1500



- 4. Marvel Imperial White (various sizes)
- 5. Marvel Agata Azul 750x1500
- 6. Marvel Absolute B (various sizes)

STUNNING STONE LOOK

Porcelain stone-look tiles give a fantastic warmth and
ambiance to your space. Available in a huge range of
super realistic colours and styles, porcelain stone look
tiles have some distinct advantages over natural stone.

*Porcelain tiles don't need sealing
and won't absorb water.*
*Easy to maintain and clean, they
won't stain or fade under UV.*
*Will look as good as the day they
were installed for decades.*



1. Icone Gris Matt 600x600 on floor, Icone
Blanc Matt 600x600 on back wall, Icone Gris
Ligne Matt 200x1200 on side wall.

TILE TIP #4 - WATER RESISTANT


Modern tiles have a porosity of
around 0.5%, meaning they don't
absorb water. This makes them the
perfect option for bathrooms and
inside showers.

1. Nordic Islanda 600x600 and 450x900
2. Nordic Norvegia 600x600 and 450x900
3. Nordic Danimarca 600x600 and 450x900
4. Nordic Svezia 600x600 and 450x900
5. Nordic Finlandia 600x600 and 450x900



VARIATION ON A THEME

Stone is a natural product and a porcelain tile
emulates this with designs that mimic the natural
shade variation of real stone. Some designs have
more variation than others to reflect different
types of real stone.



1. Klif White Matt 375x750 with Klif Silver Triangle Mosaic
2. Burlington Grey Matt 150x900
3. Waterfall Dark Matt Chevron (feature) with Waterfall Silver 450x900



TILE TIP #5 - FLOOR-TO-WALL

Continuing materials from the floor
to the ceiling, creates the illusion
that the area is larger than it really
is. All our floor tiles (except outdoor
pavers) can be used for walls.




1. Nordic Islanda 450x900 with Nordic Islanda Chevron



2. Lombarda Grigio 900x900 with Straight Bone White Matt 22
Design: Jessica Valentine Design



3. Tundra Grey Honed 600x600
Design: Katherine McDonald Design



- 4. Toki Algodao Gloss 155x155
- 5. Maku Rock Light Decor 250x750
- 6. Klif Grey Triangle Mosaic 285x333

ALL ABOUT CONCRETE

The urban feel that concrete-look tiles bring to a space works well with the classic NZ design sensibility. The practicality of a porcelain tile makes it a great option when real concrete is impractical or expensive to pour.

TILE TIP #6 - FIRE RESISTANT

Tiles are fired at more than 1200 degrees, so they do well in the fire resistance department. They are non-combustible and won't give off toxic chemicals in a fire.

1. Azuma Grey Matt 600x1200



2. Form Cement Natural 600x1200

THE ITALIAN DIFFERENCE

Italian tile companies are known globally for their commitment to the latest technology and designs, producing cutting edge and super realistic tiles. This results in a tile that is well thought out, has a more accurate design, and is an excellent replica of materials such as concrete. In short, not only will Italian tiles last for decades, they'll look fantastic for decades too.

TILE TIP #7 - ENVIRONMENTALLY FRIENDLY

Tiles are made from plentiful products (clay, sand and water) and they help to protect against the unsustainable depletion of natural resources like marble and timber.



3. Cementia Grey Matt 600x600




4. Concreto Light Matt 600x600




1. Concreto Dark Matt 600x600



2.



3.



4.



5.

TILE TIP #8 - LIGHT OR DARK

Light colours will make the room look larger and brighter, as the pale colour reflects more light, whereas dark tiles can give the room a wonderful sense of sophistication and drama.

2. Nord Ris Matt 600x600 design: Rock the House
3. Overcome Grey 600x600
4. Vic Cristal Matt 300x900
5. Diesel Concrete Black 600x1200



1. Metaline Corten XL 1200x2600mm




TILE TIP #9 - VARIATION

A low variation tile means there is limited variation between each tile and, when the tile is laid, the finished result will look uniform. A high variation tile however, when laid together, will show a variety of colours and textures.



2. Metaline Iron 1200x2600mm



3. Concreto Rust 1200x2600

ON TREND METALLICS

In tiles, we are seeing a rise in industrial and grunge-inspired metallics, characterised by distressed and worn finishes in warm tones for a more residential feel. The Metaline range is a sophisticated replica of weathering steel, often referred to as Corten Steel. Available in Iron, Corten, Zinc and Iron Melt.

4. Metaline Zinc (various sizes available)
5. Metaline Corten (various sizes available)
6. Metaline Iron (various sizes available)

FEATURE TILE FUN

From an encaustic look to subway, we have a myriad of decorative tiles for fun feature walls and floors that will make your space pop!

Porcelain tiles are a great alternative to traditional Encaustic (cement) tiles, as they don't need sealing and can be used in showers and other wet areas.



1. Artisan Moss Green 132x132

TILE TIP #10 - GROUT

Grout is available in all different hues. Match the colour of your tile for a more subtle look or choose a contrasting grout colour to make the design pop.

TEXTURE & FORM

For a subtle feature consider using a tile that will add textural element to the space, such as 3D tiles or small format mosaics in neutral colours.



2. Zante Nieve Matt 125x125



3. Kyoto Concave White Gloss Mosaic



4. Greywood Polished Hexagon Mosaic

TILE TIP #11 - LIGHTING

While LED strip lighting can create a contemporary feel, the placement of lighting should be considered, as it can make a dramatic difference in the appearance of the tile. (Read 'The Importance of Lighting in a Tile Installation' on our website.)



SUBWAY

Subway tiles have a classic look that stands the test of time. Laying patterns such as stack lay give a modern look, whereas brick lay and herringbone look more traditional. You can even stack them vertically for an on trend look and experiment with contrasting grout to make the design pop.

1. Artisan Burgundy Gloss 65x200
2. Piastrella Aqua Mix 50x250
3. Diesel Camp Black in Rock, Glaze and Canvas finish 100x300



TILE TIP #12 - LAYING PATTERNS

A rectangular tile will make the direction in which it's laid look longer. For instance, if you have a low ceiling height, you could lay the tiles vertically to make it look higher.



PATTERNED TILES

Our Moroccan inspired tiles have the look of handmade cement tiles, but in a practical porcelain tile that doesn't need sealing and won't fade or wear over time.



1. Futura Half Rose 150x150
2. Svenska Tulpan 200x200
3. Marra Vintage 200x200
4. Demel Multicolor 200x200
5. Svenska Juvel 200x200



1. Futura Grey 150x150 & Futura Drop Blue 150x150
2. Alchimia Mix 1 Hex 230x266
3. Vestige Tangram Cool Grey 132x132 with Metaline Iron 600x1200



WOOD YOU BELIEVE IT'S A TILE?

Every busy home should consider using timber-look porcelain tiles - for ultra realistic and sophisticated designs - with all the benefits of porcelain tiles.

Impervious to water, stains, UV and fire.

Naturally store heat.

Compatible with underfloor heating.

Ideal for sufferers of allergens and asthma.

Easy to maintain and clean.

No sanding, filling or lacquer required.

TILE TIP #13 - INSTALLING PLANK TILES

We recommend that plank tiles are laid 1/3 or 1/4 offset or stacked directly on top of each other to minimise bowing that may be apparent.

1. Madagascar Nut Matt 200x1200

DISTRESSED EFFECT

A porcelain tile is a great medium for a distressed effect of faded paint or a burnt finish. Get the look of recovered timber without the cost of sourcing and the worry of how it will degrade over time.



2. Blendart Dark 900x900



3. Diesel Living Combustion Crackle 200 x1200



4. Blendart Dark 900x900 and 150x1200

5. Blendart Natural 150x1200

6. Blendart White 150x1200



7. Diesel Living Combustion Cracked Black 200 x 1200

8. Diesel Living Combustion Black 200 x 1200

PORCELAIN PERFECTION

Porcelain tiles are the ultimate choice for creating indoor/outdoor flow. With a number of designs available in both indoor and outdoor finishes, it creates a seamless transition, ideal for families who love spending time outdoors, entertaining, or have pets.



TILE TIP #14 - LOW MAINTENANCE

Tiles are low maintenance and easy to clean. Warm soapy water works best for most jobs, but they can handle harsh cleaners when required.


1. Nordic Danimarca Grip 450x900






1. Jura Grey Textured 20mm 600x600

STYLE AND STRENGTH

Outdoor porcelain tiles are available in Pavers which are 20mm thick and standard 10mm thick tiles. It is very well suited for exterior use, due to its strength and density, and is a great option that can hold up to all weather conditions and moisture. It does not stain or crack and it does not require surface treatments or special maintenance. Its frost resistant qualities will stand the test of even the harshest of winters.



- 1. Peggy Andy Cement Grip 600x600
- 2. Lombarda Off White Grip 900x900
- 3. Lombarda Grigio Grip 900x900



- 1. Magma Rock Grigia Grip 300x600
- 2. Magma Rock Nera Grip 300x600
- 3. Stone Ash Grip 600x1200
- 4. Stone Off White Grip 600x600



WALLPAPER FOR YOUR BATHROOM?

Create a statement with Italian waterproof wallpaper made from fibreglass that can be installed in wet areas such as showers and a vinyl type which is ideal for other areas in the bathroom as it can be wiped down.

We represent two Italian Wall Covering suppliers, Tecnografica & Inkiostro Bianco, they both have a long history of producing wall and floor coverings and are technical experts in their field.

tiles.co.nz/wallpaper

TILE TIP #15 - PEACE OF MIND

All tiles come with a Tile Space 10-year guarantee and Tile Space has introduced a 15-year extended system warranty for showers when installed with Tile Space tiling products, ask in store for more details.

1. Tecnografica Va' Pensiero Fibreglass Backing



1. Bisazza Gladiolo Shading Blend - Photo: Auckland Inground Pools

BISAZZA MOSAICO

We stock premium Italian Bisazza Mosaics - including the hotmelt system (above) - a polyurethane backing which radically increases the adhesion quality and ease of laying, especially useful in swimming pools.

tiles.co.nz/bisazza

1. Micro Oddfellow Black Mou Mix
2. Micro Plaid Dust Mosaic
3. Micro Spiral Azure Klinker Mix Mosaic
4. Micro Graphite Mosaic
5. Micro Plaid Black Mosaic

MICROTILES

In addition to our stocked range, Microtiles are available in a selection of 13 beautiful colours and 15 schemes that can be customised and come sheeted for ease of installation. tiles.co.nz/microtiles



1. Micro Terracotta Basket - Photo: MintSix Interiors

1. Bisazza Blend Gloria 20mm Mosaic
2. Bisazza Blend Iside 20mm Mosaic
3. Bisazza Gemme 20.59 20mm Mosaic



Albany ▪ Botany ▪ Ellerslie ▪ Henderson ▪ Parnell ▪ Whangaparaoa ▪ Hamilton ▪ Tauranga ▪ Wellington ▪ Retail Partners Nationwide

tilespace.co.nz